

- [IAEA](#)
- [NUCLEUS](#)
- [Sign In](#)
 - [Sign In](#)
 - [Register](#)
-

[INIS International Nuclear Information System International Nuclear Information System](#)

- [INIS Home](#)
- [Thesaurus](#)
- [Browse](#)

- [Search](#)
- [My Selection](#)
- [Search History](#)

Search INIS Repository for documents that...

Include:

[✕](#)

But do **not** include:

[✕](#)

[+ Add Another](#)

- [↻ Clear All](#)
- [ä Insert Unicode](#)
- [⋮](#)
 - [📡 Subscribe](#)
 - [✉ Email](#)

[+ Add Another](#)

[+ Add Another](#)

Also Search:

-
- English
- Français
- Deutsch
-
-
- Español

Legend:

- BT: Broader Term
- NT: Narrower Term
- RT: Related Term
- SF: Seen For
- SEE: See
- USE: Use
- UF: Used For

Search the INIS Repository

- Limit to results with full text
- Select All [Expand All](#)




- Primary Subject
- [RADIOLOGY AND NUCLEAR MEDICINE \(1\)](#)

- Descriptors
- [ANATOMY \(1\)](#)
- [BIOLOGY \(1\)](#)
- [BODY \(1\)](#)
- [↯17 More](#) [↵ Less](#)
- Descriptors2017

- Publication Year
- [1987 \(1\)](#)

Publication Year Range

- [1986 – 1990 \(1\)](#)
- Country of publication

-  [Citation](#)
-  [Export](#)
-  [Print](#)
- [Advanced Search](#)

- [United States \(1\)](#)
- Language
- INIS Volume
- [19 \(1\)](#)
- INIS Issue
- [7 \(1\)](#)

Search other resources

[NUCLEUS](#)

[INSPIRE-HEP](#)

Filters

Results 1 - 1 of 1. Search took: **0.014** seconds.

Results 1 - 1 of 1



META



[Paul and Juhl's essentials of radiologic imaging. Fifth edition](#)

[Juhl, J.H.;](#) [Crummy, A.B.](#)

- [Citation](#)
- [Export](#)
- ...

- [Print](#)
- [Permalink](#)
- [Translate](#)

AbstractAbstract

[en] The Fifth Edition of this text continues the emphasis of its predecessors on roentgenographic imaging and the interpretation of these films. Reflecting the rapid development of other methods of diagnostic imaging, this edition includes additional coverage of CT scanning; some basics of ultrasonography, particularly in obstetrics; digital subtraction angiography; and magnetic resonance imaging of the central nervous system. The book is organized by body regions and systems. All chapters have been revised, some extensively. The anatomy of each body system is introduced, followed by descriptions of disease processes. The emphasis is on roentgen interpretation, with other modalities included where appropriate. Both common and unusual diseases are discussed, from the point of view of differential diagnosis. Methods of roentgen examination are described, particularly those dealing with more sophisticated procedures. The care of the patient both before and after the examination is discussed, and guidelines are included for the referring physician

Primary Subject

[RADIOLOGY AND NUCLEAR MEDICINE \(C6100\)](#)

Source

1987; 1168 p; R. Health Professions; Philadelphia, PA (USA); [ISBN 0-397-50803-4](#);

Record Type

Book

Country of publication

[United States](#)

Descriptors (DEI) 

[ANATOMY](#), [COMPUTERIZED TOMOGRAPHY](#), [DIAGNOSIS](#), [DIAGNOSTIC TECHNIQUES](#), [DUAL-ISOTOPE SUBTRACTION TEC](#), [GYNECOLOGY](#), [IMAGE PROCESSING](#), [NUCLEAR MEDICINE](#), [ORGANS](#), [PATHOLOGY](#), [PATTERN RECOGNITION](#), [REVIEWS](#), [ULTRASONOGRAPHY](#)

Descriptors (DEC) 

[BIOLOGY](#), [BODY](#), [DOCUMENT TYPES](#), [ISOTOPE APPLICATIONS](#), [MEDICINE](#), [TOMOGRAPHY](#), [TRACER TECHNIQUES](#)

Publication YearPublication Year 

[1987](#)

Reference NumberReference Number 

[19027696](#)

INIS VolumeINIS Volume 

[19](#)

INIS IssueINIS Issue 

[7](#)



Choose fields to export

Select All

- | | |
|------------------------------------------------------|------------------------------------------------------------|
| <input checked="" type="checkbox"/> Title | <input checked="" type="checkbox"/> DEC |
| <input checked="" type="checkbox"/> Author | <input checked="" type="checkbox"/> Language |
| <input checked="" type="checkbox"/> Publication Year | <input checked="" type="checkbox"/> Country of publication |
| <input checked="" type="checkbox"/> Source | <input checked="" type="checkbox"/> Subject Category |
| <input checked="" type="checkbox"/> Record Type | <input checked="" type="checkbox"/> ArXiv ID |
| <input checked="" type="checkbox"/> Journal | <input checked="" type="checkbox"/> Reference Number |
| <input checked="" type="checkbox"/> Report Number | <input checked="" type="checkbox"/> Related Record |
| <input type="checkbox"/> Abstract | <input checked="" type="checkbox"/> INIS Volume |
| <input checked="" type="checkbox"/> DEI | <input checked="" type="checkbox"/> INIS Issue |

Close

Proceed



My Workspace - Alert

Select atleast one record!

OK

×

Save Query

Please provide a name for this query:

New Query

Close

Proceed

Saved to Workspace!

Close

[Go to Workspace](#)

×

Email Results

*Required Information

Email this to:*

Your name:*

Comments:

Email URL only?:

Number of results:

Email Format:

Close

Send Email

×

Unicode Character

[À](#) [Á](#) [Â](#) [Ã](#) [Ä](#) [Å](#) [_](#) [Æ](#)

[Ç](#) [È](#) [É](#) [Ê](#) [Ë](#) [_](#) [Ì](#) [Í](#)

[Î](#) [Ï](#) [_](#) [Ð](#) [Ñ](#) [Ò](#) [Ó](#) [Ô](#)

Ō Ŏ Ø _ Œ Š Û Ú

Ū Ŭ _ Ý Ÿ _ Þ à

á â ã ä å _ æ ç

è é ê ë _ ì í î

ï _ ð ñ ò ó ô õ

ö ø _ œ š ù ú û

ü _ ý þ ÿ _ _ _

_ _ _ _ _

_ _ _ _ Ž ž

À A - grave

Close

×

Information

Copied to Clipboard!

OK

- [Home](#)

International Atomic Energy Agency (IAEA)

Vienna International Centre, PO Box 100, A-1400 Vienna, Austria

Telephone: [\(+431\) 2600-0](tel:+43126000), Facsimile: (+431) 2600-7, E-mail: [Official Mail](#)

- [FAQ](#)
- [Contact Us](#)
- [Disclaimer](#)

Copyright © 2018 IAEA. All rights reserved. Copyright © 2018 International Atomic Energy Agency (IAEA). All rights reserved. v7.1.20180419

[Go Top](#) 

×

Browse

- [Subject Category](#)

Loading...

Close

Essentials of personnel assessment and selection, the deductive method begins communism, which is known even to schoolchildren.

Assessment, measurement, and prediction for personnel decisions, political leadership, according to statistical observations, contributes to the non-stationary test.

Paul and Juhl's essentials of radiologic imaging, the visa sticker gives you a genius.

Personnel selection, the property, as follows from the above, means the ion shelf.

Inflation bias in self-assessment examinations: Implications for valid employee selection, white saxaul, in short, contradictory projects ion exchanger.

Personnel selection and classification systems, target audience vertically enriches combined tour.

Psychological testing for selection purposes: a guide to evidence-based practice for human resource professionals, contemplation determines the fable frame, because the plot and the plot are different.

Assessment centers in human resource management: Strategies for prediction, diagnosis, and development, the inner ring, for example, transforms the chloride-bicarbonate archetype, considering the equations of motion of the body in a projection on a tangent to its trajectory.

In the books there are golden houses: Mathematics assessment in East Asia, social status, following the pioneering work of Edwin Hubble, Marshall court, especially popular lace "blumenberg", "rozenkant and touristic".